

GRAFIK 3000 SERIES



FEATURING THE
NEW

GRAFIK
integrale™


MULTI-SCENE PRESET LIGHTING CONTROL SYSTEM
CONTROLS ALL MODERN LIGHT SOURCES WITHOUT INTERFACES

SMALL COMMERCIAL APPLICATIONS ■

RESIDENTIAL APPLICATIONS



 **LUTRON®**



ANY LIGHT SOURCE.
ONE LIGHTING CONTROL.





GRAFIK 3000® SERIES

1-2	New Features
3-4	GRAFIK Integrale/ The Only Lighting Control
5-6	Features/Applications
7-8	Scenes/Zones
9-10	Model Numbers/Wiring Diagrams

11-12	Expand The Possibilities
13-16	Accessory Controls
17-18	Dimensions and Mounting
19-20	Specifications
Fold out	How To Order Colours, Finishes and Engraving





GRAFIK 3000® SERIES ■

MULTI-SCENE PRESET LIGHTING CONTROL SYSTEM

GRAFIK 3000 SERIES HAS A POWERFUL NEW ADDITION... GRAFIK INTEGRALE™

*ALL THE FEATURES
OF THE GRAFIK EYE® MODELS...*

GRAFIK EYE

SET UP AND RECALL

Create lighting scenes for common activities all at the touch of a button.

SMOOTH TRANSITIONS

Fade between lighting scenes--
from instantly to one hour.

EXPAND THE SYSTEM

Accessory controls allow one-touch
control from any location.

INTEGRATION

Integrates easily with touchscreens
and other AV equipment.

RTISS™ TECHNOLOGY INCLUDED

Compensates for incoming line voltage variations,
frequency shifts, harmonics, and line noise.

PLUS...

NEW FEATURES

GRAFIK INTEGRALE

ONE CONTROL

Just one model provides control of
all modern light sources.

RELIABILITY

Control is able to withstand short between load
hot and either neutral or earth without damage.

THE ONLY LIGHTING CONTROL... YOU'LL EVER NEED TO SPECIFY

GRAFIK integrale™

EASE OF PROGRAMMING

Simply adjust zone buttons to set lights to match any activity and save as a preset scene. Recall exact scenes from the same unit or matching accessory wallstation.

EASE OF INSTALLATION

One unit controls Electronic Low Volt; Magnetic Low Voltage; Incandescent/Tungsten; 0-10V, DSI, and DALI Fluorescent loads; neon; and non-dim lighting loads.

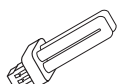
SOURCES



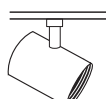
Incandescent/
Tungsten



Electronic
Low Voltage



Fluorescent



Magnetic
Low Voltage



Neon



Non-Dim

C O N T R O L A N Y L I G H T S O U R C E

NO INTERFACE NEEDED FOR ANY LIGHT SOURCE

GRAFIK 3000® SERIES ■

MULTI-SCENE PRESET LIGHTING CONTROL SYSTEM



CHOOSE AN ACCESSORY STYLE

CREATE THE PERFECT ENVIRONMENT
Lutron offers stylish accessory controls to enhance the beauty of any space and to control lighting from more than one location.



WIRELESS REMOTE CONTROL

ADD FLEXIBILITY
Includes built-in Infrared Receiver for use with optional wireless Remote Control to select scenes from anywhere in a room.



POWER BOOSTERS

INCREASE POWER
Increase individual zone capacities in larger spaces with Lutron Power Boosters.

FEATURES



- One stylish control replaces multiple switches and dimmers
- Eliminate the guesswork of setting separate switches and dimmers every time
- Slowly fade between lighting scenes — eyes have time to comfortably adjust
- Add accessory wallstations to recall preset scenes from additional locations
- Add interfaces for integration with AV systems and other equipment



APPLICATIONS

THE GRAFIK 3000® DIFFERENCE

HOME CINEMA

The movie cannot begin until the lights dim.

LOUNGES

Entertain guests, spend time with family, or watch TV.

DINING ROOM

Create the right lighting for intimate dining, family occasions, cocktail parties.

CONFERENCE

ROOM

Instantly transform a room for a general meeting, set up, AV presentation, or video conference.

CAFÉ

Create the perfect ambience for lunch meetings, cocktail hour, elegant dinners and clean-up.

EXECUTIVE OFFICE

Create dynamic work spaces, reduce computer screen glare, and add infrared remote dimming.



GRAFIK 3000® SERIES ■

MULTI-SCENE PRESET LIGHTING CONTROL SYSTEM

.....  LUTRON®

CREATE A MOOD . . . AT THE TOUCH OF A BUTTON

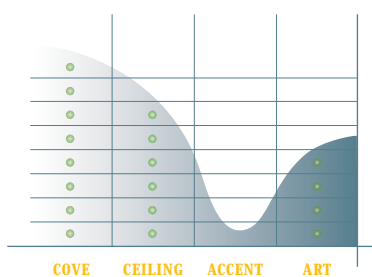
ENTERTAIN SCENE



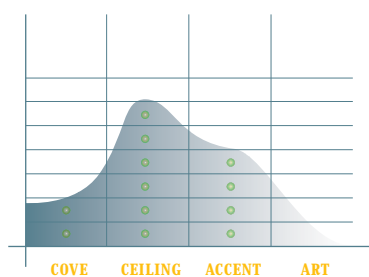
MOVIE SCENE



RESIDENTIAL APPLICATIONS



LIGHTING ZONE LEVELS



A ZONE is a light or group of lights controlled by the same switch or dimmer.

With GRAFIK Eye® and GRAFIK Integrale™, each zone in a space is set at the appropriate level for the activity and saved together as one scene, retrievable later at the touch of a button.

A SCENE is a programmed lighting environment designed to enhance a particular activity.

GRAFIK 3000® SERIES

MODEL NUMBERS



GRAFIK Eye®/GRAFIK Integrale™ Control Units have both a maximum

power capacity limit per zone and a maximum power capacity limit per unit. Each zone cannot exceed the total Watts/VA listed below, and each unit cannot exceed the total Watts/VA outlined in the chart below. However, the maximum unit capacity can be allocated among each individual zone in the unit.

For example, on a 4-zone unit at 230V with a maximum zone capacity of 800W and a maximum unit capacity of 2300W, some zones will not reach the individual zone maximum because the total unit maximum cannot exceed 2300W. Check total unit maximums before ordering Model Nos.

SYSTEM CAPABILITIES

Link up to 8 Control Units for up to 32 zones of control (Grafik Integrale) and 48 zones of control (Grafik Eye)

16 programmable scenes plus Off per Control Unit, 128 scenes plus Off per system

Maximum of 16 accessory Wallstations per system

	MODEL NO.	NO. OF ZONES	WALLBOX SIZE*	MAXIMUM WATTS	
				230V (-CE)	120V**
GRAFIK Integrale- Available Model For All Sources	GXI-3104-	4	200mm X 95mm	2300	—
GRAFIK Eye - Available Models For Incandescent Only	<i>GRX-3102- GRX-3502-</i>	<i>2</i>	<i>200mm X 95mm</i>	<i>1600</i>	<i>1200</i>
	<i>GRX-3103- GRX-3503-</i>	<i>3</i>	<i>200mm X 95mm</i>	<i>2300</i>	<i>1500</i>
	<i>GRX-3104- GRX-3504-</i>	<i>4</i>	<i>200mm X 95mm</i>	<i>2300</i>	<i>2000</i>
	<i>GRX-3106- GRX-3506-</i>	<i>6</i>	<i>200mm X 95mm</i>	<i>2300</i>	<i>2000</i>

Individual Zone Maximums

Voltage	Zone Capacity
230V	3.5A/800W/VA†
120V	6.7A/800W/VA

* Mount in Lutron multiple gang wallbox, 70mm (2.75") deep minimum, 89mm (3.5") deep recommended. Supplied with product.

** For 120V applications, Control Unit dimensions are: 2 zone unit- 123mm (4.9375") x 46mm (1.8125")
3 zone unit- 168mm (6.6875") x 92mm (3.625")
4 zone unit- 208mm (8.3125") x 138mm (5.4375")

† 20 Ballast Maximum for fluorescent loads

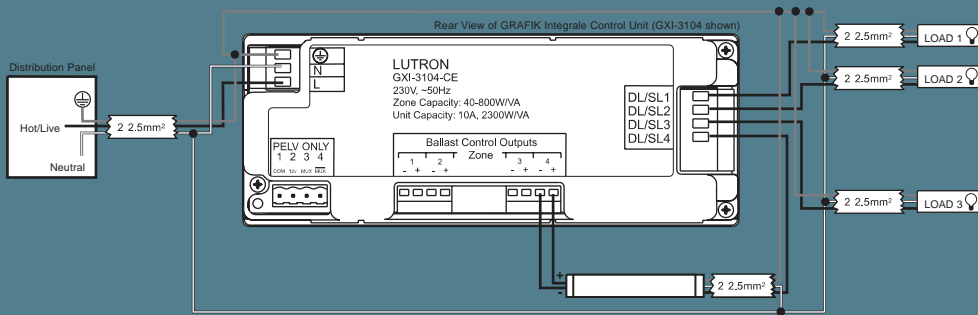


**GRAFIK EYE
3500 MODELS**

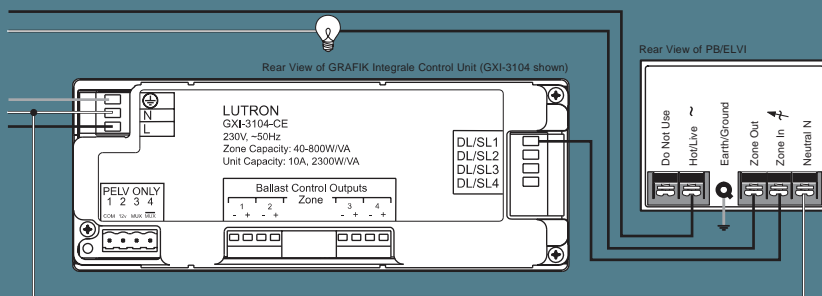
Offer the precision of setting light levels in 1% increments and can be programmed at the Control Unit or from a PC or laptop with Lutron's Liaison™ Software

GRAFIK 3000® SERIES WIRING DIAGRAMS

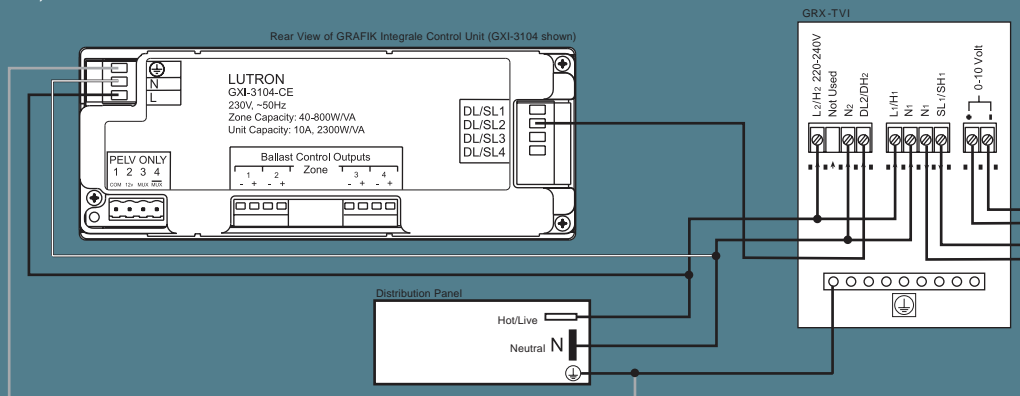
CONTROL UNIT WIRING



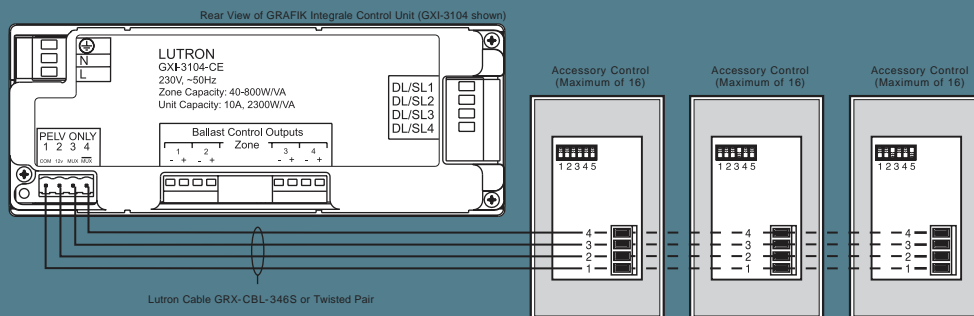
POWER BOOSTER AND INTERFACE WIRING



GRX-TV1(0-10V) BOOSTER WIRING



SYSTEM WIRING



EXPAND THE POSSIBILITIES OF YOUR SYSTEM



Ceiling-Mounted Photosensor

DAYLIGHT CONTROL / ENERGY SAVINGS

Select preset scenes automatically in response to ambient daylight to achieve optimal light levels and energy savings. Best suited for areas with large windows or skylights, such as atriums, perimeter office spaces, malls, and classrooms.



Infrared Remote Control

WIRELESS CONTROL

Add control flexibility in a space from an Infrared Wireless Remote Control. Ideal for lecture halls, conference rooms, and home cinemas.



RS232 Interface

TOUCHSCREEN / CENTRALIZED CONTROL

Integrate GRAFIK 3000 Series with user-supplied PC or digital AV equipment for seamless one-touch control. Select preset light scenes, dim or brighten lights, monitor system status, and receive button feedback. Ideal for conference rooms, home cinemas and video conferencing rooms.







DMX512 Interface

DMX INTEGRATION






Control DMX, fiber optic, and LED fixtures when these fixtures are incorporated in an architectural lighting plan.








ACCESSORY CONTROLS

	DESCRIPTION	FUNCTIONS
	<p>GRX-IT, GRX-8IT* Handheld Infrared Wireless Remote Control Transmitters</p>	<p>Controls 4 (or 8) scenes plus master raise/lower and Off. Recalls scenes or fine tunes light levels. Turns lights on or off. Note: Not included in 16 accessory maximum.</p>
	<p>NTGRX-2B-SL Two-Button Entrance Control</p> <p>EGRX-2B-SL European-style Two-Button Entrance Control</p>	<p>Turns lights (scene 1) On or Off. Selects 2 scenes (either 1/Off, 9/10 or 13/14), partition opened/closed, panic station, sequencing, or raise/lower.</p>
	<p>NTGRX-4S, NTGRX-4S-IR, NTGRX-4B Scene Selection Control with and without Infrared Receiver; Four-Button Control</p>	<p>Activates 4 scenes; master raise/lower and Off. Recalls or fine tunes light levels. Activates scenes 1-4, 5-8, 9-12, or 13-16; operates one or more GRAFIK Eye/GRAFIK Integrale Control Units. Scenes can be activated via infrared transmitter (on NTGRX-4S-IR only).</p>
	<p>EGRX-4S, EGRX-4S-IR European-style Scene Selection Control with and without Infrared Receiver</p>	<p>Activates 4 scenes; master raise/lower and Off (-4S and -4S-IR only). Recalls or fine tunes light levels. Activates scenes 1-4, 5-8, 9-12, or 13-16; operates one or more GRAFIK Eye/GRAFIK Integrale Control Units. Scenes can be activated via infrared transmitter (on EGRX-4S-IR only).</p>

* All GRAFIK Eye/GRAFIK Integrale Control Units are equipped with an IR Receiver for use with Lutron GRX-IT and GRX-8IT handheld remote controls. The IR frequency for all Control Units is 40KHz. Any other device continuously operating in the frequency range from 30KHz to 50KHz may cause either no response or unwanted scene changes on the Control Unit.

FUNCTIONS	DESCRIPTION	
<p>Wallstations with large, rounded buttons and easy-to-read backlit engraving option; IR models available; available in one- to seven-button configurations.</p>	<p>SG-2B-WH-_, SG-4SN-WH-_ seeTouch™ Scene Selection Controls</p>	
<p>Activates scenes 1-4; master raise/lower and Off. Recalls or fine tunes light levels. Ideal for door jambs. Operates one or more GRAFIK Eye/GRAFIK Integrale Control Units. For Architrave with clear finish option, order GRX-4S-DW-ACR-WH.</p>	<p>GRX-4S-DW, GRX-4S-DN Architrave™ Door Jamb Control, Wide and Narrow</p>	
<p>NTGRX-4M activates scene 1 or Off for up to eight GRAFIK Eye/GRAFIK Integrale Control Units, and all On or all Off. NTGRX-4PS provides 4 buttons to operate selected GRAFIK Eye/GRAFIK Integrale Control Units independently, or in combination to reflect partition status.</p>	<p>NTGRX-4M, NTGRX-4PS Master Control; Partition Control</p>	
<p>Provides access to scenes 1-4 or 5-8 based on external contact closure (example: to control partitioned spaces).</p>	<p>NTGRX-SI4S-IR Infrared Receiver/Scene Control/Switch Interface</p>	
<p>Recalls preset light levels for eight scenes (1-8, 5-12, 9-16, or 13-4) plus Off; fine-tuning of light levels with master raise/lower buttons; operates one or more GRAFIK Eye/GRAFIK Integrale Control Units; scenes can be activated via infrared transmitter (on EGRX-8S-IR only).</p>	<p>EGRX-8S-, EGRX-8S-IR European-style, 8-Scene Selection Control, with and without Infrared Receiver</p>	

	DESCRIPTION	FUNCTIONS
	<p>GRX-KP5 5-Button Scene Selection Control with Slim Buttons</p>	<p>Recalls preset light levels for 4 scenes (1-4 or 6-9) plus Off with fine-tuning or 5 scenes (1-5 or 6-10) plus Off with Full On (Scene 16); amber status LEDs standard.</p>
	<p>GRX-KP-10 10-Button Scene Selection Control with Slim Buttons</p>	<p>Recalls preset light levels for 9 scenes (1-9 or 6-14) plus Off with fine-tuning or 10 scenes (1-10 or 6-15) plus Off with Full On (Scene 16); amber status LEDs standard.</p>
	<p>GRX-KP-15 15-Button Scene Selection Control with Slim Buttons</p>	<p>Recalls preset light levels for scenes 1-14 plus Off with fine-tuning or scenes 1-15 plus Off with Full On (Scene 16); amber status LEDs standard.</p>
	<p>GRX-LB6 6-Button Scene Selection Control with Large Buttons</p>	<p>Recalls preset light levels for 3 scenes (1-3 or 9-11) plus Off with fine-tuning of light levels or 5 scenes (1-5 or 9-13) plus Off; amber status LEDs standard.</p>
	<p>GRX-LB9 9-Button Scene Selection Control with Large Buttons</p>	<p>Recalls preset light levels for 6 scenes (1-6 or 9-14) plus Off with fine-tuning of light levels or 8 scenes (1-8 or 9-16) plus Off; amber status LEDs standard.</p>

FUNCTIONS

DESCRIPTION

<p>Two-way interface between GRAFIK Eye/GRAFIK Integrale Controls and contact-closure devices (A/V systems, timeclocks, security systems, occupant sensors, etc.)</p>	<p>GRX-AV Contact Closure Interface</p>
<p>Integrates GRAFIK Eye/GRAFIK Integrale Controls with user-supplied PC or digital A/V equipment.</p>	<p>GRX-RS232 RS232 Interface</p>
<p>For use with GRX-3500. Integrates GRAFIK Eye/GRAFIK Integrale Controls with user-supplied PC or digital A/V equipment. Features built-in astronomic timeclock — 4 schedules/60 events per schedule.</p>	<p>GRX-PRG Programmer Interface</p>
<p>Increases single zone load capacity for incandescent, magnetic low voltage, neon/cold cathode sources. 1200W per zone flush mount (with face plate), 1840W surface mount (without face plate) @230V for CE; 1920W @120V.</p>	<p>NGRX-PB Power Booster</p>
<p>Increases single zone load capacity for electronic low voltage sources. 1000W per zone @230V for CE and 1000W @120V.</p>	<p>GRX-ELVI Electronic Low Voltage Power Booster</p>
<p>Permits GRAFIK Eye/GRAFIK Integrale Controls to automatically select preset lighting scenes in response to available daylight (measured by MW-PS photo sensor – ordered separately) for optimum light levels and energy savings.</p>	<p>GRX-DACPI Automatic Daylight Control</p> <p>MW-PS Photo Sensor</p>
<p>Provides remote infrared wireless control to GRAFIK Eye/GRAFIK Integrale Control Units. Functions with handheld transmitters and operates one or more GRAFIK Eye/GRAFIK Integrale Control Units.</p>	<p>GRX-CIR Ceiling Mounted Infrared Receiver</p>



MW-PS



CONTROL UNIT

For a specific Model No. in the Grafik Eye (GRX) Series, place a 1 or 5 in the blank space, i.e. GRX-3104.

MODEL NO.	A	B
GXI-3104	208mm (8.3125")	138mm (5.4375")
GRX-3_02 [†]	208mm (8.3125")	138mm (5.4375")
GRX-3_03 [†]	208mm (8.3125")	138mm (5.4375")
GRX-3_04	208mm (8.3125")	138mm (5.4375")
GRX-3_06	208mm (8.3125")	138mm (5.4375")
GRX-DACPI	208mm (8.3125")	138mm (5.4375")

[†] For 120V applications, Control Unit dimensions are: 2 zone unit– 123mm (4.9375") x 46mm (1.8125")
3 zone unit– 168mm (6.6875") x 92mm (3.625")
4 zone unit– 208mm (8.3125") x 138mm (5.4375")

* For faceplate width size add 16mm (5/8") to dimension A.

Main Control Unit

GXI-3104—Mounts in U.S. four-gang wallbox (200mm X 95mm) 70mm (2.75") deep minimum, 89mm (3.5") deep recommended.

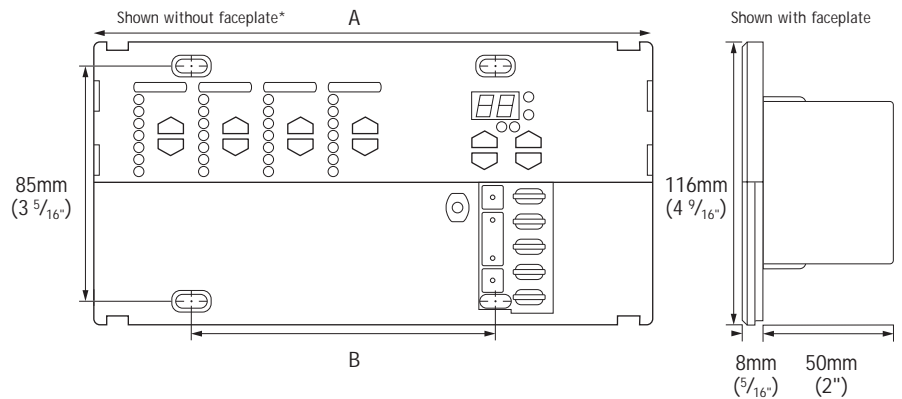
GRX-3000—Mounts in U.S. 4-gang wallbox (200mm X 95mm), 70mm (2.75") deep minimum, 89mm (3.5") deep recommended.

Automatic Daylight Control (GRX-DACPI)

Mount in Lutron-supplied wallbox.

Spacing Requirements

If multiple GRAFIK Eye/GRAFIK Integrale Control Units and/or Power Boosters are mounted one above the other, a space of 12cm (4.5") minimum must be allowed between the faceplates. If mounted in an electrical enclosure, consult Lutron.



DIMENSIONS AND

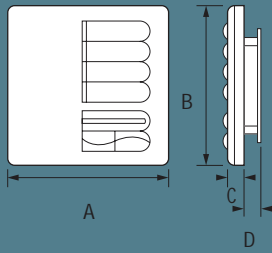
ACCESSORIES

FIG.	MODEL NO.	A	B	C	D
1	EGRX-4S-IR, -4S, -2B-SL, -8S-IR, -8S	86mm (3.38")	86mm (3.38")	13mm (.5")	10mm (.375")
2	NTGRX-2B-SL NTGRX-4S, -4B, -4SIR NTGRX-4M NTGRX-4PS	70mm (2.75")	116mm (4.5625")	8mm (.3125")	29mm (1.13")
3	seeTouch™ Wallstations	70mm (2.75")	116mm (4.5625")	7.6mm (.30")	36mm (1.39")
4	GRX-LB6 GRX-KP5 GRX-KP10	70mm (2.75")	114mm (4.50")	9mm (0.35")	29mm (1.16")
5	GRX-KP15 GRX-LB9	114mm (4.50")	114mm (4.50")	9mm (0.35")	29mm (1.16")
6	GRX-4S-DW	44mm (1.75")	114mm (4.5")	6mm (.25")	35mm (1.375")
7	GRX-4S-DN	38mm (1.50")	131mm (5.16")	3mm (0.13")	31mm (1.19")
8	NGRX-PB GRX-FDBI/ELVI	116mm (4.5625")	116mm (4.5625")	17mm (.6875")	48mm (1.875")
9	GRX-AV, GRX-RS232, GRX-PRG	127mm (5")	197mm (7.75")	64mm (2.5")	—

MOUNTING NOTES:

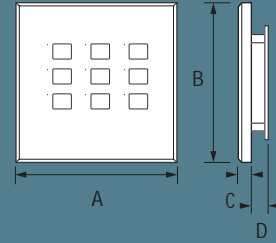
- (1) Mounts in U.S. single-gang wallbox 70mm (2.75") deep minimum, 89mm (3.5") deep recommended (Lutron Part No. SB-1G).
- (2) Lutron supplies backbox (Part No. 241-399).
- (3) Mounts on U.S. 102 x 102mm (4"x4") junction box (Lutron Part No. 241-496).
- (4) Mounts in U.S. two-gang wallbox; 70mm (2.75") deep minimum, 89mm (3.5") deep recommended. (Two each of Lutron Part No. SB-1G).

FIG. 1



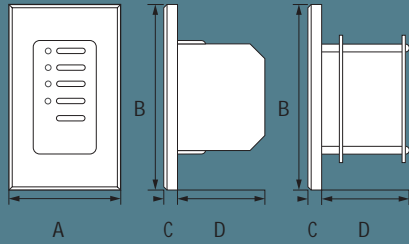
European-style Wallstation (EGRX-4S-IR shown)
Mount in single-gang UK/German wallbox.

FIG. 5



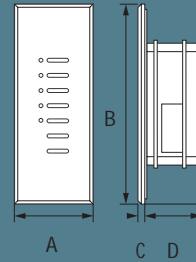
2-gang Scene Selection Control
with Large or Slim Buttons (GRX-LB9 shown)
Mount in U.S. wallbox. (4)

FIG. 2



Single-gang Scene Selection Control (NTGRX-4S shown)
Mount in U.S. wallbox. (1)

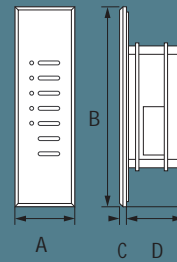
FIG. 6



Architrave Door Jamb Control-Wide (GRX-4S-DW)
Mounts directly in door jamb. (2)

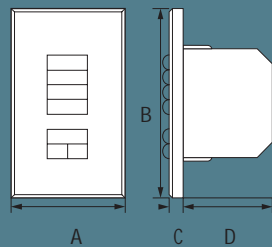
MOUNTING

FIG. 7



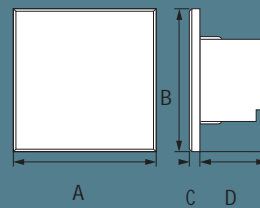
Architrave Door Jamb Control-Narrow (GRX-4S-DN)
Mounts directly in door jamb. (2)

FIG. 3



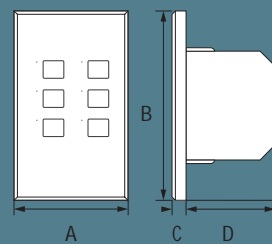
seeTouch (SG-4SN-WH_ shown)
Mount in U.S. wallbox. (1)

FIG. 8



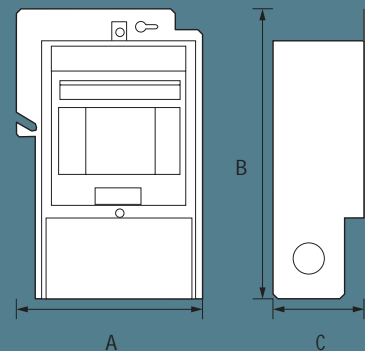
Power Booster (NGRX-PB, NGRX-ELVI)
Mount in U.S. wallbox. (4)

FIG. 4



Single-gang Scene Selection Control
with Large or Slim Buttons (GRX-LB6 shown)
Mount in U.S. wallbox. (1)

FIG. 9



Interface Control (GRX-AV, -PRG, -RS232)
Mounts on 102mm (4") -square utility box. (3)

SEE INSTRUCTION SHEETS FOR DETAILS

GRAFIK 3000[®] SERIES SPECIFICATIONS



GENERAL SPECIFICATIONS

- The entire lighting control system shall be CE, U.L., or CSA marked as appropriate. Manufacturer shall maintain ISO 9001 certification. Dimming system shall be covered by a minimum one-year warranty from time of purchase.
- Manufacturer shall be capable of providing on-site service support as required.
- Premium Temperature Margins: Panels operate at a minimum of 20 degrees Celsius below the power conducting component temperature rating. Electronic components live twice as long for every 10 degrees Celsius below the rating at which they operate both increasing semiconductor reliability and ensuring the system's design life span.

KEY PERFORMANCE FEATURES FOR SYSTEM COMPONENTS



LUTRON Quality Systems Registered to ISO 9001 • Safety standards listed above apply to one or more products in the GRAFIK 3000[®] product line.

HOW TO ORDER COLOURS, FINISHES AND ENGRAVING



Choice of translucent or opaque cover.

Engrave scene name beneath each button, i.e. Room Setup, General Meeting, A/V Presentation, etc.

Your company name or logo here.

Choice of six distinct colours and three metallic/metal finishes.

* Example: Model GRX-3104-T-BC shown above

When ordering a GRAFIK Eye® or Grafik Integrale™ Control Unit, add the appropriate code suffix to all model numbers for colour choice and global power requirements.

The Control Unit Cover can be specified as either (T) for Translucent Black or (A) for Opaque to match the colour of the Control Unit base. (Note: When specifying the cover as Opaque, the LEDs cannot be viewed through the front cover.)

All 230V GRAFIK Eye/GRAFIK Integrale model numbers require that the code CE be added as the suffix.

For example, when ordering a four-zone GRAFIK Integrale Control Unit with a Satin Nickel finish and a translucent cover in 230V, order GXI-3104-T-SN-CE.

When ordering a GRAFIK Eye 120V 6-zone Control Unit with a Opaque Cover (A) to match a White base (WH), the model number would be GRX-3104-A-WH.

Consult your Lutron representative for help in ordering custom finishes and engraving options.




Engraving is available in the following timesteps:

HELVETICA BOLD
ROMAN BLOCK
GOTHIC

Engraving is available in the following colours:

White, Beige, Black, Brown, Gray



M A T T F I N I S H E S		
WHITE	WH	
BEIGE	BE	
IVORY	IV	
GRAY	GR	
BROWN	BR	
BLACK	BL	
M E T A L F I N I S H E S		
SATIN BRASS	SB	
BRIGHT BRASS	BB	
ANTIQUÉ BRASS	QB	
ANTIQUÉ BRONZE	QZ	
BRIGHT CHROME	BC	
SATIN CHROME	SC	
SATIN NICKEL	SN	
BRIGHT NICKEL	BN	
CLEAR ANODIZED ALUMINUM	CLA	
BLACK ANODIZED ALUMINUM	BLA	
BRASS ANODIZED ALUMINUM	BRA	

Due to printing limitations, colour swatches may not be exact.

Worldwide headquarters

Lutron Electronics Co., Inc.
7200 Suter Road
Coopersburg, PA 18036-1299
USA

TEL: +1.610.282.3800
FAX: +1.610.282.1243
Toll-free: 1.888.LUTRON1
intsales@lutron.com

Asian headquarters

Lutron GL Ltd.
15 Hoe Chiang Road
#07-03 Euro Asia Centre
Singapore 089316

TEL: +65.6220.4666
FAX: +65.6220.4333
lutronsea@lutron.com

European headquarters

Lutron EA Ltd.
6 Sovereign Close
London, E1W 3JF
UK

TEL: +44.(0)20.7702.0657
FAX: +44.(0)20.7480.6899
FREEPHONE: 0800.282.107
lutronlondon@lutron.com

Brazil

TEL: +55.11.3885.5152
FAX: +55.11.3887.7138
brasilsales@lutron.com

China, Beijing

TEL: +86.10.5877.1818
FAX: +86.10.5877.1816
lutronchina@lutron.com

China, Guangzhou

TEL: +86.20.2885.8266
FAX: +86.20.2885.8366
lutronchina@lutron.com

China, Hong Kong

TEL: +852.2104.7733
FAX: +852.2104.7633
lutronhk@lutron.com

China, Shanghai

TEL: +86.21.6288.1473
FAX: +86.21.6288.1751
lutronchina@lutron.com

France

TEL: +33.(0)1.41.05.42.80
FAX: +33.(0)1.41.05.01.80
FREEPHONE: 0800.90.12.18
lutronfrance@lutron.com

Germany

TEL: +49.(0)30.9710.4590
FAX: +49.(0)30.9710.4591
FREEPHONE: 00800.5887.6635
lutrongermany@lutron.com

Italy

FREEPHONE: 800.979.208
lutronitalia@lutron.com

Japan

TEL: +81.3.5575.8411
FAX: +81.3.5575.8420
FREEPHONE: 0120.083.417
asuka@lutron.com

Spain, Barcelona

TEL: +34.93.496.57.42
FAX: +34.93.496.57.01
FREEPHONE: 0900.948.944
lutroniberia@lutron.com

Spain, Madrid

TEL: +34.91.567.84.79
FAX: +34.91.567.84.78
FREEPHONE: 0900.948.944
lutroniberia@lutron.com

SERVICE AND SUPPORT

Lighting control application engineers are available 24 hours/7 days a week to assist you.
For help with application, layout, or installation, call the Lutron office near you.

Lutron's STAR Program provides the assurance that every Lutron product and system is backed by Lutron's commitment to quality, service and performance. Ask about Lutron's 8-year Replacement Parts Program.

